


1. This is the signal used to show that you can safely cross the street.



2. This is the signal used to show you that it is unsafe to cross the street.



3. This is the arm signal for a bicyclist to turn left.




4. This is the arm signal for a bicyclist to turn right.



Left, Right, Left

5. Before you are about to cross the street, you should look?

6. This is the safest place to cross the street because you'll be the most visible to drivers.



7. Where is the safest place to walk?



8. This sign is a signal to you that you are near a school to slow down, watch for children, and be prepared to stop suddenly, if necessary.




9. This sign is to alert you that you are near an area where a large number of pedestrians cross the street.



10. This sign means you are within a few hundred feet of a railroad crossing. If you see a train coming, STOP. Never try to outrun the train.



11. When you are out walking make sure drivers see you by establishing eye contact and wearing bright or reflective clothing, especially during dark hours. Find this safe walker.



12. Car drivers, bicyclists, and pedestrians must come to a complete stop at this sign.



13. This sign indicates that this route was designed exclusively for cyclists.



14. For drivers, this traffic signal light means it to stop before a crosswalk or intersection



15. This traffic signal light means it is safe for the driver to proceed through the intersection.



16. This traffic signal light warns drivers to use caution and to alert them that the light is about to change to red.




17. This sign indicates to proceed with caution because surfaces may be uneven and dangerous.




18. This person helps to ensure children's safety while crossing the street near schools.



19. As a pedestrian or walker, your eyes and ears are your best tool for keeping you safe. Find the person walking distracted.



20. Don't wear headphones. Your ears will tell you a lot about what is happening around you – be sure to use them. Find the person crossing the street safely.



21. This sign is to warn you that there is a school bus stop ahead.



22. You're at increased risk of head injury when riding a bicycle if you don't wear this.

